



# Welch Allyn IMAGETEAM 3800 Hand Held Linear Imager with keyboard wedge

This barcode sets the scanner to communicate with a keyboard port and sets the settings back to their default values.



This section clears all upc settings and sets the scanner to only read 10 digits



This barcode tells the scanner to clear all suffixes



This barcode tells the scanner to add a suffix



# Welch Allyn IMAGETEAM 3800 Hand Held Linear Imager with keyboard wedge


This Section tells the scanner to add the suffix to upc barcodes only



This section adds a carriage return to the suffix.



This section adds a second carriage return. That means that in point of sale the cursor will stop on the next line down. If you want to stop on the quantity field do not scan this section. If you want to stop on the next line or you do not know where you want to cursor to stop scan this section along with the preceding section.



This barcode saves your settings

