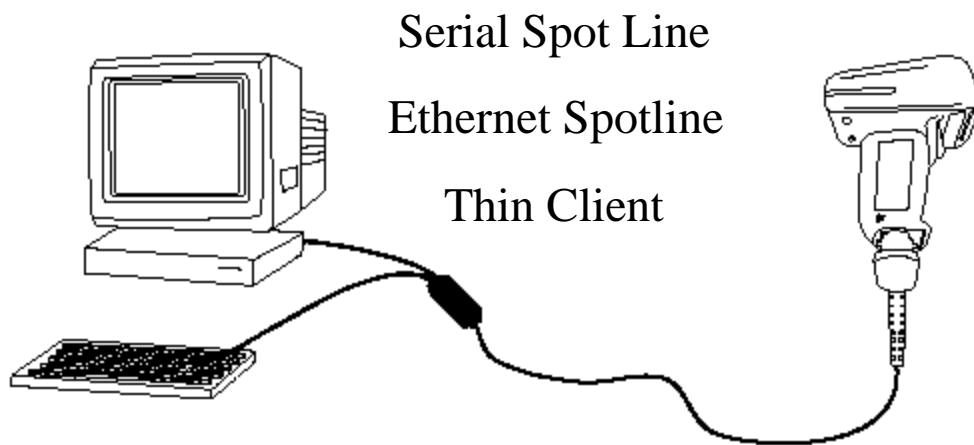


SYMBOL LS1006

Handheld Barcode Scanner

Keyboard Wedge

This scanner is designed to connect to any ps/2 style keyboard and keyboard port. It can be connected to an AT style keyboard or keyboard port by means of an adapter. It can be used with the following terminals:



SYMBOL LS1006

Handheld Barcode Scanner

Keyboard Wedge




Set All Defaults



**Do Not Transmit
UPC-A Check Digit**



None



<Data><Suffix 1><Suffix 2>




**User's Choice
Suffix 1**




7




1




3




**User's Choice
Suffix 2**



7



1



3

SYMBOL LT1804 SERIAL SCANNER



SET DEFAULT




RS-232 HOST TYPE



STANDARD RS-232



ENTER



UPC-A PREAMBLE




NONE




ENTER


Continued...



TRANSMIT UPC-A CHECK DIGIT




DISABLE




ENTER




SUFFIX



**USER'S CHOICE
2 CHARACTERS**



0



1



3

Continued...




0



1



3



ENTER

Done!